



Online Payment System

Payment User Guide – Additional Storage

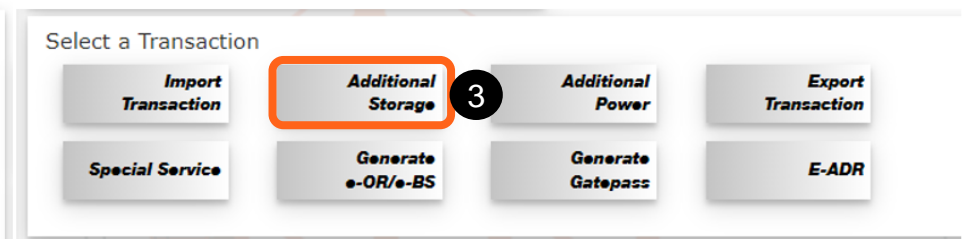
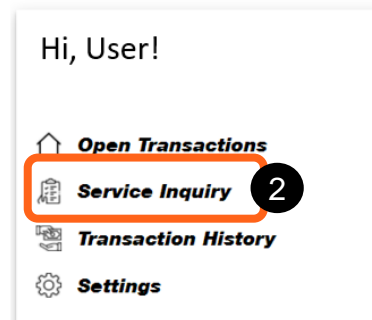
Payment User Guide – Additional Storage

1. Go to the Online Payment System website and enter your login credentials

For first time users, log in credentials are provided in the email confirmation sent after registration.

2. From the landing page, go the **Service Inquiry** menu

3. Select “**Additional Storage**” from the available options



Payment User Guide – Additional Storage

4. On the **Additional Storage Inquiry** window, enter the following parameter/s then click **Search**:

- **For Import:**
 - Bill of Lading No.
 - Visit No.

System will display the customer and container details that corresponds to the above input parameters.

5. Select **container/s** to process from the list displayed.

Additional Storage Inquiry

IMPORT **EXPORT**

Bill of Lading No.

Visit No.

SERVICES INQUIRY > ADDITIONAL STORAGE

Customer Details	
Name	RCS LOGISTICS PHILIPPINES INC
TIN	000-420-233-000
Address	8160 DR. A. SANTOS AVENUE PARAÑAQUE CITY 1700
Business Style	RCS LOGISTICS PHILIPPINES INC
Other Info	<input type="text"/>

<input type="checkbox"/>	Container Number	Size	CRO Validity	DG
<input type="checkbox"/>	MRSU0159468	20		
<input checked="" type="checkbox"/>	MRKU3972761	40		
<input type="checkbox"/>	TRHU6768016	40		
<input type="checkbox"/>	MRSU4549680	40		

Payment User Guide – Additional Storage

- Select your intended **Paid Through Date**.
- Click on **“View Charges”** button to proceed with the summary of charges for the selected container/s.
- Page will display a Summary of Charges page for the selected container/s. Click **“Proceed to Checkout”** to proceed with payment or **“Save and Exit”** to save the transaction.

Other Details	
Bill of Lading No	913842552
Visit No	MCB2210221122
Shipping Line	MCC
Paid Through	Mar 21, 2022 23:55

OOG	Holds
	WHARFAGE HOLD
	WHARFAGE HOLD
	WHARFAGE HOLD

SERVICES INQUIRY > ADDITIONAL STORAGE > VIEW CHARGES

Customer Details		Other Details	
Name	RCS LOGISTICS PHILIPPINES INC	Bill of Lading No	913842552
TIN	000-420-233-000	Visit No	MCB2210221122
Address	8160 DR. A. SANTOS AVENUE PARAÑAQUE CITY 1700	Shipping Line	MCC
Business Style	RCS LOGISTICS PHILIPPINES INC	Paid Thru Day	Mar 21, 2022 23:55
Other Info			

Container Number	Size	Arrastre Amount	HCCA Amount	Storage Amount	Reefer Amount	Weighing Amount	Other Charge Amount	Total Amount
MRKU3972761	40	0.00	0.00	7,200.90	0.00	0.00	0.00	7,200.90

TOTAL CHARGES(VAT-INC) 8,065.01

Save and Exit
Proceed to Checkout

Payment User Guide – Additional Storage


9. On the **Pay Charges** page, tick preferred mode of payment:

- **Online Banking** - Select your partner bank in the drop-down list. Once selected, page will be automatically be redirected to the bank's portal. Please make sure you have requested the linking of OPS account to your online bank account with your bank partner.
- **Advance Deposit Receipt** - Enter the required ADR details in the fields provided. Click on search icon to validate the remaining balance of your deposit. You may add another ADR should the balance is insufficient to cover the amount due.

Please refer to [Modes of Payment Guide](#) for more details.


MODE OF PAYMENT	
<input checked="" type="checkbox"/>	ONLINE BANKING
<input type="checkbox"/>	ADVANCE DEPOSIT RECEIPT

ONLINE BANKING



A dropdown menu for selecting a bank. To the left of the dropdown is an icon of a classical building with columns. The dropdown box contains the text "Select Bank" with a downward-pointing triangle on the right. Below the dropdown, two options are listed: "BDO" and "UnionBank". A mouse cursor is pointing at the "BDO" option.

ADVANCE DEPOSIT RECEIPT

EAR Number: 

Balance Amount:

Payment User Guide – Additional Storage

- 10.** Review summary of charges, then click **“Proceed to Payment”** button. To proceed, click **“Confirm”**
- 11.** After the transaction, page will display status of the payment. The electronic receipt (e-OR) will be available for download after successful system validation of the payment transaction.

Payment Successful!



Your transaction is now complete.
Official Receipt is now available for download!

Create a new transaction

Download e-OR

